

2009 Annual School Report Crystal Creek Primary School

NSW Public Schools – Leading the way



Our school at a glance

Students

Our enrolment at the end of 2009 was 69. Ninety six per cent of students attended school on average each school day. This was similar to daily attendance in 2007 and 2008.

In 2009 we had 3 classes. Average class sizes were:

Kindergarten and Year 1	- 16
Years 2,3	- 22
Years 4,5,6	- 31

Staff

We had 4.046 Teaching staff and 1.328 Administrative staff.

All teaching staff meet the professional requirements for teaching in NSW public schools.

Significant programs and initiatives

The school ran a number of programs to give students extra educational support throughout 2009.

These were:

- Student Welfare Program
- Technology Program
- Athletics/Tennis Program
- Dance Program
- Morning Exercise Program
- Parent Tutor Program

In 2009 we put a lot of effort into the new online reporting system, improving writing, mathematics, and reading skills. (Reports to follow)

Messages

Principal's message

What a year!

Our small school is committed to being leaders in education and maintaining the best, most current and up to date practices. We have achieved ongoing success in sport, the arts and academics.

We have also worked hard to strengthen and develop the culture of Crystal Creek School. Early in the year we held a meeting with families, students and staff to decide on what are the most important values that we want our children to learn here at Crystal Creek. The outcome was a set of "Core Values" for Crystal Creek School: **The environment, healthy and active lifestyle, respect, self-belief, doing your best, honesty and trustworthiness, understanding, friendship and kindness, embracing technology, learning, family and community, happiness and fun.**

We have embraced these values and infused them into everyday school life.

This year started with the introduction of interactive whiteboards into every classroom. This amazing technology has enhanced teaching and learning programs and improved student engagement and helps

us provide Crystal Creek students with a world class education.

In Term 4 we launched our Sustainable Living Garden. The garden is the result of a wonderful long term vision and lots of hard work by parents and staff. With the garden the students will learn the importance of sustainable living and experience the concept first hand. Our canteen offers litter free lunches and the students are encouraged to recycle using our coloured bin system.

This year has also seen the introduction of our new sport and PE program. All students participate in daily exercise and PE lessons that are focussed on teaching the children fundamental movement skills that will give them the skills and confidence needed to participate in a wide range of sports. We have used a number of strategies to promote healthy eating and encourage the children to drink water and choose fruit as a snack.

I certify that the information in this report is the result of a rigorous school self-evaluation process and is a balanced and genuine account of the school's achievements and areas for development.

Brad Davis (Principal)

P&C message

Fundraising efforts were again fantastic, raising a total of \$14,507.

Fireworks Night - \$11,920

Easter Raffle - \$447

Mothers/Fathers Day/Special Persons - \$486

Brisbane Shopping Tour - \$1454

Won at Banana Festival - \$200

The Brisbane Shopping Tour raised \$1454

Fireworks Night raised \$11,920. It was another memorable occasion. Families came from all parts of the community to make the day a wonderful family event and something to look forward to in 2010. A big thanks to Kelly Plomgren & Mark Hurst, Margaret & David Walsh, Vicki & Ian Lasker, Tracy Newman, Kay Paton, Bec Walters, Sharon King, Kylie & Neville Newell, Donna & Peter Weston, Fiona & Rick Fitzgerald, Jenny Pryor, David & Valerie Foster, Michelle Robson, Shirelle Jacobsen, Fran Hartmann, Jenny Magnum, Rock Josh, Brad Davis & all of our wonderful teachers. Thankyou also, to all of the many other parents and family members who volunteered their time to help, not only on the day but in the months leading up.

Anzac Day ceremony – Crystal Creek was again proudly represented by a large number of our students, with the Captains laying a wreath.

The P & C raised money for the following organisations:

Daniel Morcombe Foundation (Red Day), which helps raise awareness of child

safety - \$120

RSPCA thanks to the SRC for coordinating Cupcake Day to raise the funds -

\$64.70

The P&C donated to the following:

Victorian Bush Fires \$250

SES - \$500

Crystal Creek School for whiteboards - \$10,000

Crystal Creek School for vegetable garden - \$2440.82

Crystal Creek for new playground - \$8,000. (Brad has also added an extra \$18,000 to this sum)

Bought Year 6 T Shirts - \$158.40

Computer program to help with the school magazine - \$356

Replacement camera for school photographs - \$630

Louise Dunn successfully received 2 grants applied for.

Landcare Grant from Coles7 of \$1100

Environmental Grant of \$4600 from NSW Teachers Credit Union

Both of these grants were a fantastic start to our Sustainable Living Garden.

Kelly Plomgren (P & C President)

Student representative's message

This year's student council consisted of the following students: Billy Henderson, Dylan Grant, Bradley Scholl and Mya Hurst. Students meet at regular intervals to discuss ideas about raising money and providing fun activities for students and the community. The SRC have also been responsible for running the school canteen every Friday.

The SRC have treated students at Crystal Creek Public School to days such as Spooky Day, Multicultural Day, Pizza and PJ Day, World Environment Day, Easter Hat Parade, Ice Cream Day, Talent Quest, Jeans for Genes Day, Footy Colours Day. Students, supported by their families have used some of these days to raise over \$900 to purchase much needed equipment for the school and pay for supplies needed to feed our chickens and some supplies needed for our new sustainable living garden. We spent just under \$200 dollars to replace our existing bins with the multi bin system where students have the opportunity to recycle food packaging and organic waste, which feeds our chickens every day. The SRC gave over \$200 for charities such as Jeans for Genes Day and Footy Colours Day, charities which raise money for medical research. We will also be spending \$100.00 at Target to donate to families in need in our community.



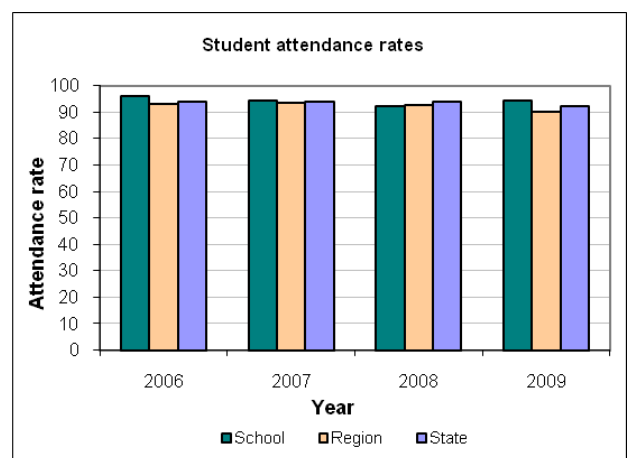
School context

Student information

	Year	2006	2007	2008	2009
School	K				92.7
	1				92.1
	2				97.6
	3				95.8
	4				94.3
	5				96.5
	6				88.9
	Total	95.9	94.3	92.2	94.4
Region	K				92.5
	1				92.3
	2				92.4
	3				92.6
	4				92.6
	5				92.4
	6				92.2
	Total	93.2	93.3	92.8	90.1
State	K				94.3
	1				93.7
	2				94.0
	3				94.1
	4				94.0
	5				94.0
	6				93.6
	Total	94.0	94.0	94.1	92.1

It is a requirement that the reporting of information for all students must be consistent with privacy and personal information policies.

Student attendance profile



Class sizes

In March 2003 the Government announced its commitment to publish primary class sizes in annual school reports in order to provide parents with as much local information as possible.

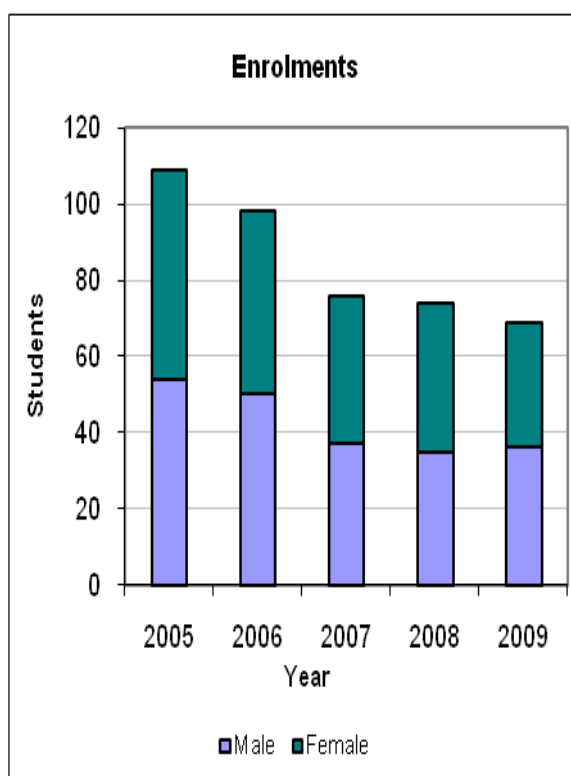
The following table shows our class sizes as reported at the 2009 class size audit conducted on Wednesday 18 March 2009.

Roll Class	Year	Total per Year	Total in Class
2/3	2	11	23
2/3	3	12	23
4/5/6	4	13	27
4/5/6	5	8	27
4/5/6	6	6	27
K/1	1	11	18
K/1	K	7	18

Student enrolment profile

Structure of classes

	2005	2006	2007	2008	2009
Male	54	50	37	35	36
Female	55	48	39	39	33



Staff information

It is a requirement that the reporting of information for all staff must be consistent with privacy and personal information policies.



Staff establishment

Position	Number
Principal	1
Classroom Teachers	3
Support Teacher Learning Assistance	0.2
Teacher Librarian	0.2
School Administrative & Support Staff (SASS)	3
Total	5.4

Teacher qualifications

All teaching staff meet the professional requirements for teaching in NSW public schools.

Qualifications	% of staff
Degree or Diploma	100
Postgraduate	

Financial summary

This summary covers funds for operating costs and does not involve expenditure areas such as permanent salaries, building and major maintenance.

Date of financial summary:	30/11/2009
Income	\$
Balance brought forward	57 187.81
Global funds	68 915.50
Tied funds	39 202.15
School & community sources	32 876.41
Interest	1 564.73
Trust receipts	4 208.25
Canteen	0.00
Total income	203 954.85
Expenditure	
Teaching & learning	
Key learning areas	13 700.35
Excursions	9 942.17
Extracurricular dissections	5 295.16
Library	1 241.99
Training & development	8 439.59
Tied funds	54 234.39
Casual relief teachers	12 039.15
Administration & office	32 224.50
School-operated canteen	0.00
Utilities	9 476.03
Maintenance	5 288.66
Trust accounts	4 675.01
Capital programs	16 761.16
Total expenditure	173 318.16
Balance carried forward	30 636.69

A full copy of the school's 2009 financial statement is tabled at the annual general meetings of the School Council and/or the parent body. Further details concerning the statement can be obtained by contacting the school.

School performance 2009

Achievements

Arts

Children from our school did extremely well in the Les Peterkin Portrait Competition again this year. This year's theme was "Enviro Portraits". Children were invited to choose an environmental subject or theme for their portrait.

Congratulations to Brock Hazzard who was awarded a prize for equal third place in the 11-13 years division for his work "Son of Mother Nature". Congratulations also to Kye Magnum whose work was short listed and given a Judges Award For Excellence. Both Brock and Kye will have their work displayed in the gallery until 6th December.

Certificates for Outstanding Artwork were also awarded to the following students: Ella F., Nadine N., Dominic W., Carly J., Tahni G., Jessica M., Zac L., Sarah W., Kaitlan G., Tom RH, Chelsea DH and Alana H.

Bush Ballads

This year Crystal Creek Public School hosted the 4th Tweed District Bush Ballad Competition. This event, created by former Principal Laurie Gee, was designed to provide opportunities for children to recite a bush ballad either by a known poet or their own compositions. The Crystal Creek students competed against Fingal, Centaur, Uki and Burringbar schools in the Tweed Schools Australian Bush Ballad Competition. All our school representatives performed outstandingly and did our school proud with their fine efforts.

Environmental Education

This year Crystal Creek Public School reviewed our values as a whole school and it came out that the environment was an important issue to everyone therefore we now have environmental education as one of our core values.

We have made some significant changes this year at school to improve our practices and to give students opportunities to learn about the more about the environment.

New Bin System

Our bin system was changed from single bins where everything went into waste to a three bin system where students can choose from three bins; recycling, waste and organic waste. Our organic waste is delivered to our new chook pen after lunch every day. This system is in line with the Tweed Shire Council's new bin scheme that will be introduced later this year. As part of this initiative students entered a 'design a sticker' competition. Students had the opportunity to have their sticker used to promote this initiative within the shire. Carly Jarvis was one of four students in the district to win the competition and have her sticker printed and delivered to over 10,000 homes within the shire. Ezekiel Jacobsen won a runner up prize and his sticker will be used to promote the initiative to local schools and businesses.

Litter Free Lunch

We have introduced the 'Litter Free Lunch' initiative where students and their families are encouraged to think about the packaging that their lunch comes to school in. These days have been really successful and we have noticed a huge difference in the amount of waste that our school is producing.

Sustainable Vegetable Garden and Chook Pen

Our Sustainable Vegetable Garden and Chook Pen was built and opened this year. Everyone at Crystal Creek recognises the importance of sustainability and appreciates how important it is for our students to learn how to live in a sustainable environment.

The project began by setting up chook pen and garden committees where parents had the

opportunity to be involved and put their input in. Mrs Dunn applied for several grants and although we initially missed out on the first few that we applied for we were lucky to receive \$1100 from a Coles and Landcare Grant and \$4654.90 from The Teachers Credit Union. The chook pen was kindly donated by Bill and Elaine Davis and the plants were donated by Michael and Kylie Magill. Our project would not have been possible without the generosity of these people and we are very thankful.

We then chose a site best suitable and the chook pen began construction. While all of this was going on we were hand raising 8 baby chickens in the classroom to be released into the pen. Student had the responsibility to ensure our chickens were getting food, water and exercise. Students also took it in turn of taking our chickens home on the weekend for babysitting duties. The chickens were given names by the students and all students in the school.

The next part of our project was buying and installing our 5 raised tin garden beds. There is a garden bed for each class, with year 4/5/6 having 2 beds due to the number of students and a medicinal herb garden. When the beds arrived we positioned them next to the chook pen and filled them up with dirt. The dirt was left to 'cook' for several weeks before we could plant. We then used white cracker dust around the outside of the beds to make the area look complete.

Launching the Sustainable Vegetable Garden and Chook Pen was an exciting event. We had parents and members of the wider community come to our school to be a part of our opening ceremony. After this was

completed we got into our class groups and planted our beds up. Students are now enjoying watching our vegetables and herbs grow.

The produce from the garden will be used in the canteen and when our chickens start laying eggs we will be selling the eggs to students' families. The money raised will go into paying for supplies for the chickens and fertiliser for our garden.

Academic

In the National Assessment Program, the results across the Years 3, 5, 7 and 9 literacy and numeracy assessments are reported on a scale from Band 1 to Band 10.

The achievement scale represents increasing levels of skills and understandings demonstrated in the assessment

Yr 3: from Band 1 (lowest) to Band 6 (highest for Year 3)

Yr 5: from Band 3 (lowest) to Band 8 (highest for Year 5)

Year 3 NAPLAN - Spelling

Skill Band Distribution						
Band	1	2	3	4	5	6
Number in band	0	5	0	4	3	0
Percentage in band	0.0	41.7	0.0	33.3	25.0	0.0
LSG average 2009	3.7	11.6	13.8	27.0	25.8	18.1
State average 2009	3.3	9.2	12.8	23.8	26.0	24.8

Year 3 NAPLAN - Grammar and punctuation

Table 1: 2009 Entry Examination and Proficiency							
		School	LSG	State			
Average mark, 2009		375.9	417.0	426.7			
Skill Band Distribution							
Band		1	2	3	4	5	6
Number in band		2	1	1	2	6	0
Percentage in band		16.7	8.3	8.3	16.7	50.0	0.0
LSG average 2009		6.5	7.0	13.4	26.4	29.5	17.1
State average 2009		5.6	7.0	11.1	23.7	30.8	21.9

Year 3 NAPLAN - Reading

SCHOOL EXAM - Reading							
		School	LSG	State			
Average mark, 2009		425.6	410.6	423.7			
Skill Band Distribution							
Band		1	2	3	4	5	6
Number in band		0	2	1	2	4	2
Percentage in band		0.0	18.2	9.1	18.2	36.4	18.2
School average 2007 - 2009		11.8	20.6	8.8	11.8	32.4	14.7
LSG average 2009		3.3	11.2	20.9	23.3	22.3	19.0
State average 2009		3.1	9.2	17.9	21.7	23.1	24.9

Year 3 NAPLAN - Writing

European Writing							
		School	LSG	State			
Average mark, 2009		395.7	413.7	423.5			
Skill Band Distribution							
Band		1	2	3	4	5	6
Number in band		2	0	3	1	4	2
Percentage in band		16.7	0.0	25.0	8.3	33.3	16.7
School average 2007 - 2009		8.6	8.6	17.1	28.6	20.0	17.1
LSG average 2009		2.9	5.3	18.2	28.6	27.6	17.6
State average 2009		3.2	4.5	13.9	26.4	28.7	23.4

Year 3 NAPLAN - numeracy

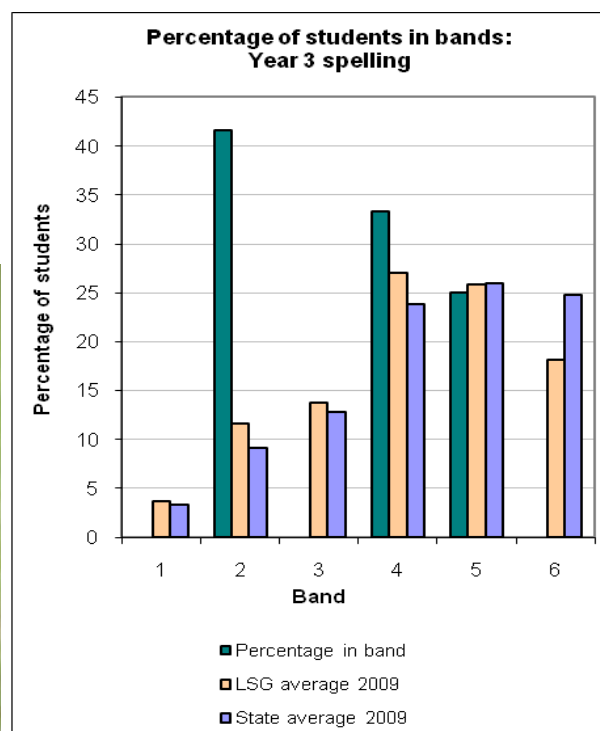
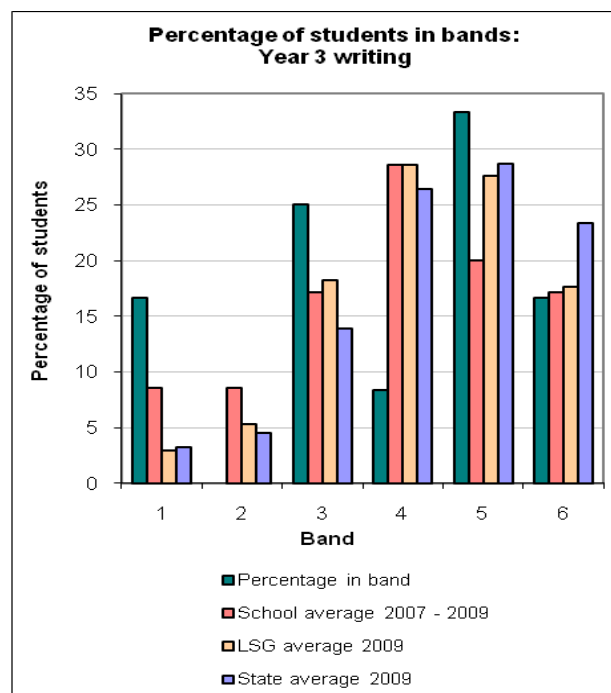
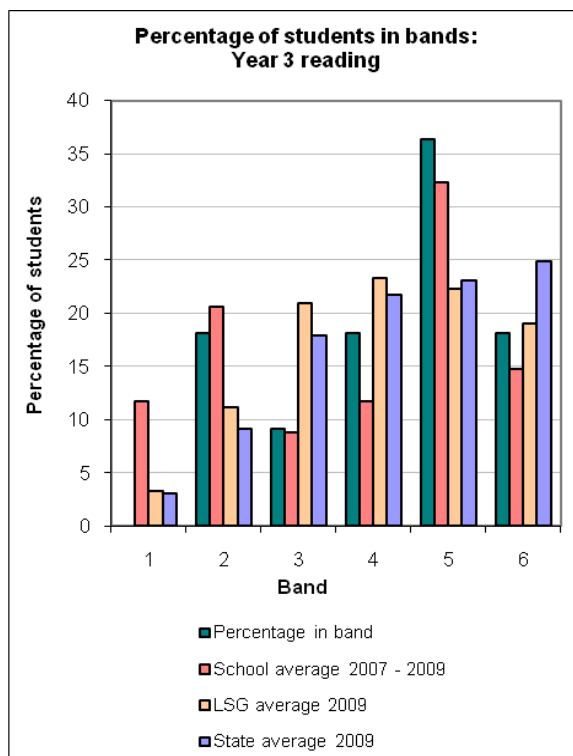
Average mark, 2009						
	School	LSG	State			
	366.7	393.5	405.8			
Skill band distribution						
Band	1	2	3	4	5	6
Number in band	2	1	2	2	4	0
Percentage in band	18.2	9.1	18.2	18.2	36.4	0.0
School average 2007 - 2009	11.4	11.4	22.9	14.3	28.6	11.4
LSG average 2009	5.6	13.3	22.4	23.4	23.0	12.4
State average 2009	5.2	10.9	19.6	24.2	22.6	17.6



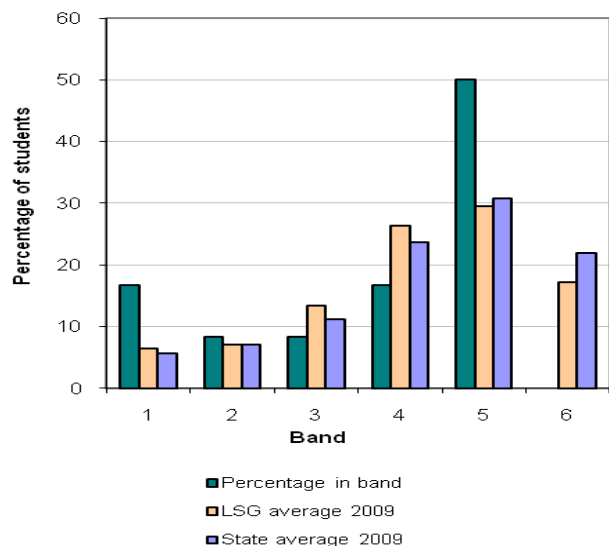
Year 5 NAPLAN - numeracy

Data table						
Average mark, 2009	School	LSG	State			
	490.8	492.3	502.9			
Data table						
Band	3	4	5	6	7	8
Number in band	0	1	3	2	2	0
Percentage in band	0.0	12.5	37.5	25.0	25.0	0.0
School average 2007 - 2009	10.3	13.8	34.5	20.7	17.2	3.5
LSG average 2009	3.5	15.2	30.2	21.8	16.4	12.8
State average 2009	2.9	13.6	25.3	23.6	18.9	15.6

Percentage of Year 3 students in our school achieving at or above the minimum standard in 2009

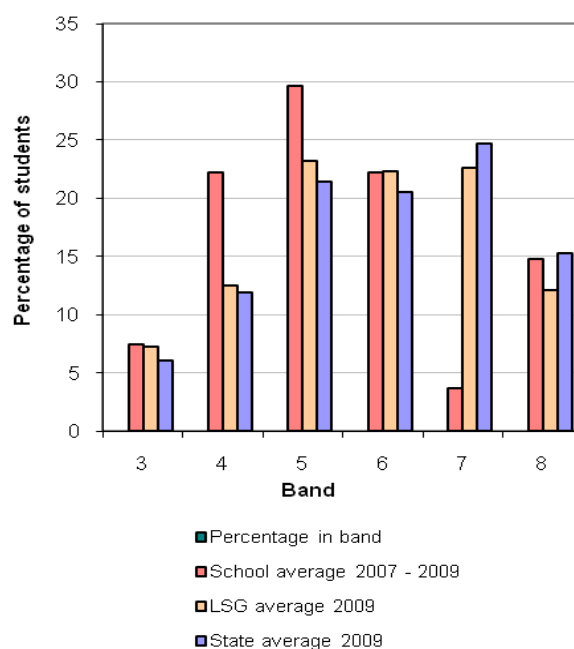


**Percentage of students in bands:
Year 3 grammar and punctuation**

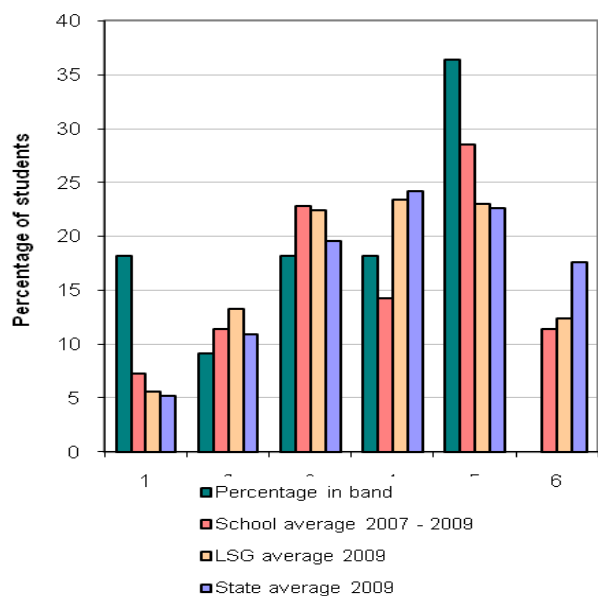


**Percentage of Year 5 students in our school
achieving at or above the minimum standard in
2009**

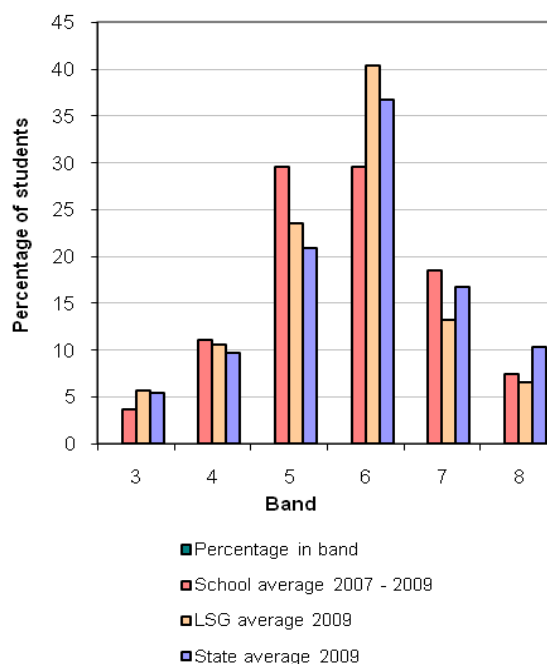
**Percentage of students in bands:
Year 5 reading**

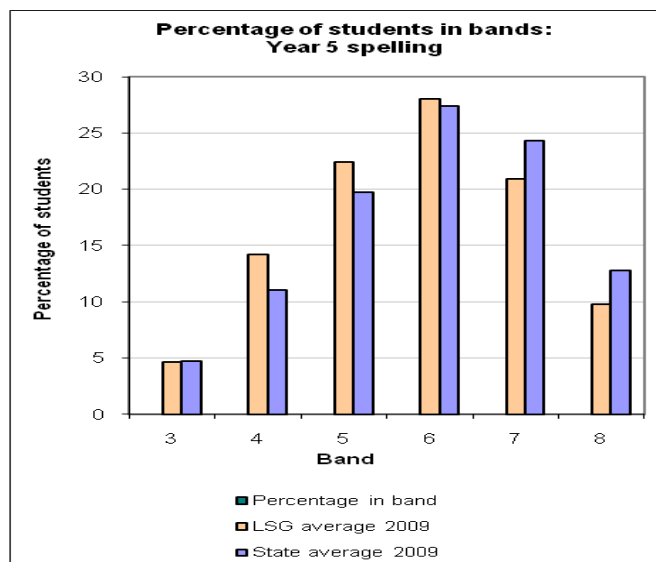


**Percentage of students in bands:
Year 3 numeracy**



**Percentage of students in bands:
Year 5 writing**



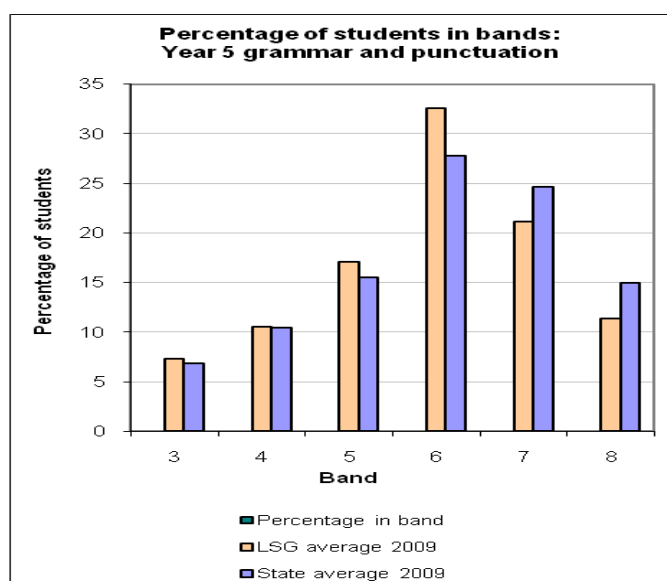


Average progress in reading for matched students*

	2005 - 2007	2006 - 2008	2007 - 2009
School	112.7	74.3	115.6
LSG	83.5	88.3	84.3
State	86.6	87.5	88.4

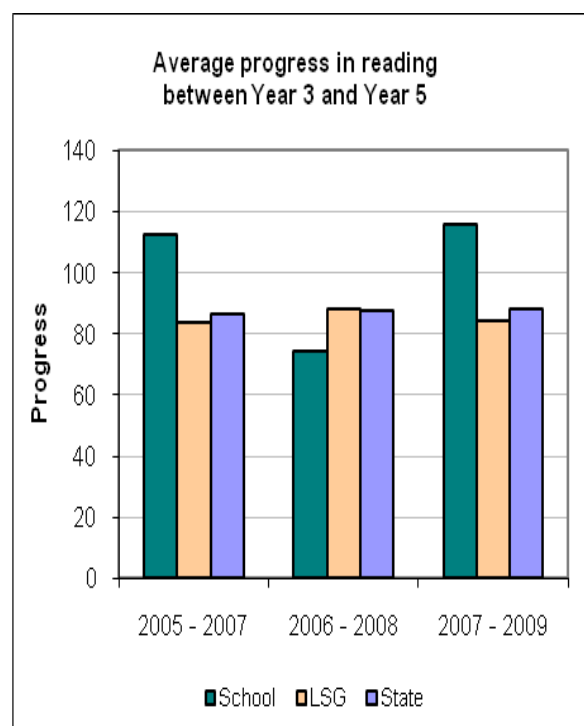
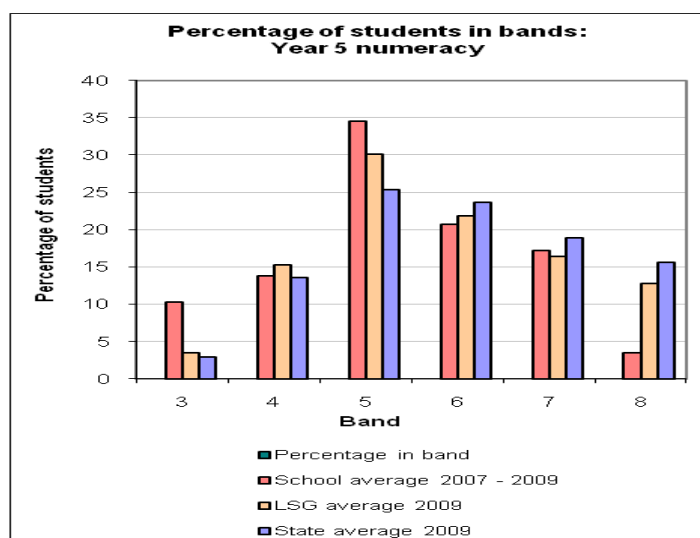
Average progress in writing for matched students*

	2005 - 2007	2006 - 2008	2007 - 2009
School	86.8	111.3	50.6
LSG	71.3	68.4	57.8
State	76.1	69.3	57.7

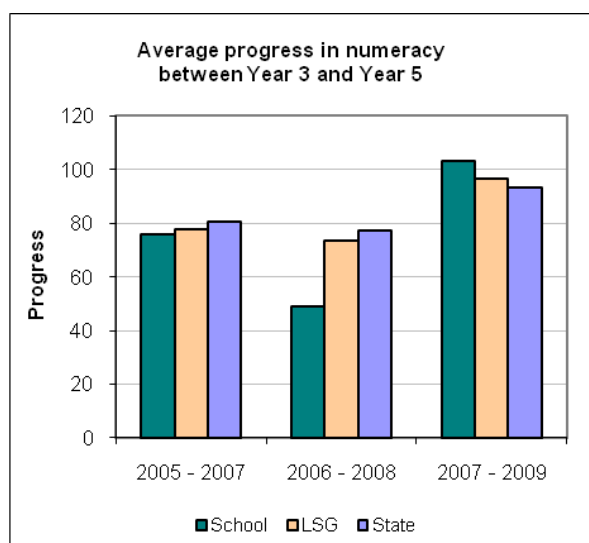
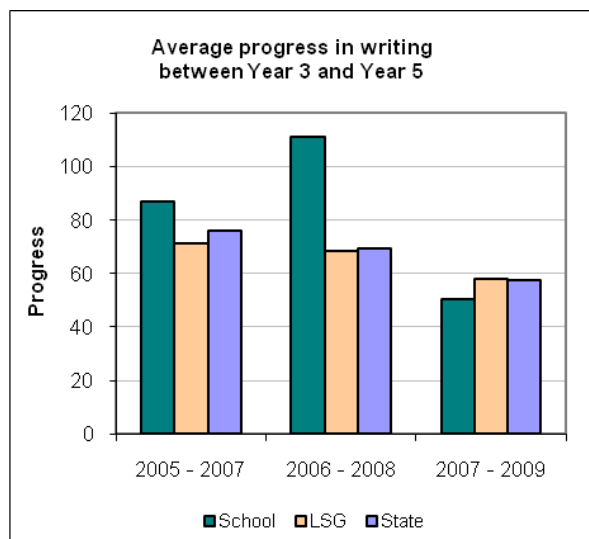


Average progress in numeracy for matched students*

	2005 - 2007	2006 - 2008	2007 - 2009
School	75.8	49.1	103.4
LSG	77.7	73.3	96.6
State	80.4	77.3	93.4



Note: The 'Percentage in Band' and 'School Average' columns are not shown if result available for less than 10 students. State average band distributions do not include students who were exempted from the tests.



Note: State growth scores are for students in DET schools only.



Aboriginal education

Our school continues to provide support for Aboriginal students and to provide programs designed to educate all students about Aboriginal history, music, language, culture and contemporary Aboriginal Australia.

We celebrated NAIDOC Day during Week 3 of Term 4. The highlight of the day was a visit to the school by a group of Aboriginal students from Kingsciff High School who performed traditional Aboriginal dances and played the didgeridoo and clap sticks. The students from Kingsciff then conducted a workshop for the children from our school, teaching them some of the movements in the dances. Children then participated in other activities including traditional Aboriginal games, listening to Dreamtime stories and Aboriginal art and craft activities.

Multicultural education

The school has maintained a strong focus on multicultural education in all areas of the curriculum, by studying special units of work in the Key Learning Area – Human Society and Its Environment. Units included 'Bali', 'China' and 'Countries of the world'. These units help to develop knowledge, skills and attitudes required for a culturally diverse society

Progress on 2009 targets

Target 1

Improve learning outcomes for all students in mathematics.

Our achievements include:

- Adopted the North Coast Mathematics Scope and Continuum across the whole school.
- Successfully integrated the use of technology into math lessons using the interactive whiteboards.

Resulting in more explicit teaching programs enhanced student engagement and improved learning outcomes for students.

Key evaluations

It is a requirement for all NSW public schools to conduct at least two annual evaluations – one related to educational and management practice and the other related to curriculum. In 2009 our school carried out evaluations of whole school reading programs and the behaviour and welfare policy.

Educational and management practice

Background

Crystal Creek School has a proud tradition of positive student behaviour with students receiving plenty of reward.

Findings and conclusions

We found that although students responded well to behaviour management there lacked a clear and consistent system for dealing with behaviour issues within the school. Likewise, students received many awards throughout the year but these were isolated and not part of a larger reward system.

Future directions

Develop and implement a more up to date and relevant behaviour and welfare policy to include a behaviour management system and a positive student reward system

Curriculum

Background

Student success in literacy is of the upmost importance and as a school we continually strive to provide our students with the most effective and powerful practices available to us.

Findings and conclusions

Our reading resources are out dated and need new purchases.

Teachers expressed a desire for professional development in teaching reading strategies.

More time needed for literacy sessions.

Future directions

- Develop a whole school literacy timetable. Ensure that all literacy lessons occur from 9am to 11am each day and minimise disruptions at this time.
- Provide staff with appropriate professional development.
- Stocktake reading resources and purchase required resources.

Parent, student, and teacher satisfaction

In 2009 the school sought the opinions of parents, students and teachers about spelling and homework.

Their responses are presented below.

100% of parents believe being a good speller is essential.

75% of parents are confident spellers

15% of parents have a clear understanding of the four spelling strands.

50% of parents would like more information on spelling strategies.

60% of parents believe that homework is a valuable part of their child's school life.

60% feel homework is the child's responsibility.

Professional learning

The school spent a total of \$8,439 on professional learning. Areas covered are as follows:

- First aide training
- North Coast Quality Teaching Conference
- New Scheme Teacher training
- Auswim training
- Teaching mathematics 3-5
- Mental health first aide
- Combined small schools staff development days
- Interactive whiteboard training
- "Live Life Well @ School"
- Child protection



School development 2009 – 2011

The 2009 – 2011 School Development Plan is based on results from parent surveys, consultations with P & C, analysis of student performance data and evaluations and staff consultations.

Target 1

- Accelerated reading levels for students K - 6
- Strategies to achieve this target include:
- Staff professional development.
- Purchase of new resources.
- Large literacy time commitment across whole school.
- Evaluate Support programs.

Our success will be measured by:

- Improved NAPLAN results.
- Accelerated increase in reading ages.
- Increased engagement in reading.

About this report

In preparing this report, the self-evaluation committee has gathered information from evaluations conducted during the year and analysed other information about the school's practices and student learning outcomes. The self-evaluation committee and school planning committee have determined targets for the school's future development.

Brad Davis	Principal
Louise Dunn	Teacher
Joshua Stephens	Teacher
Michael Wilkinson	Teacher
Kelly Plomgren	P & C President

School contact information

Crystal Creek Primary School

RMB 321 Numinbah Road, Crystal Creek. NSW. 2484

Ph: 0266791223

Fax: 0266791539


Email: crystalcrk-p.schools.nsw.edu.au

Web: www.crystalcrk-p.schools.nsw.edu.au

School Code: 1690

Parents can find out more information about Annual School Reports, how to interpret information in the reports and have the opportunity to provide feedback about these reports at:

<http://www.schools.nsw.edu.au/asr>



"A teacher affects eternity he can never tell, where his influence stops."

-- Henry Brooks Adams