



# Crystal Creek Primary Annual School Report 2013



## School context

Crystal Creek Primary School is a small country school ten kilometers from Murwillumbah on the NSW North Coast. Learning at Crystal Creek Primary School is built on a foundation of respect, integrity, kindness and community. Students enjoy a safe and caring environment in which to thrive.

## Principal's message

Heartbreakingly this year one of our much loved students, Jake lost his battle with cancer. Jake was an inspiration to everyone around him, a wonderful boy with a kind heart and a huge smile; loved by his teachers and friends. We are so blessed and lucky to have known his beauty, and will cherish the memories of Jake. Losing someone as young and loving as Jake is beyond tragic. We will miss him dearly

2013 has been an eventful year with highs, lows, changes and achievements. The community, students and staff have continued to work together to enhance the safe and nurturing environment for our students with a focus on learning, respect, fun and kindness. Parents and community members have made a positive and significant impact to the culture of our school with programs such as the 'kids in the kitchen' sustainable living garden, P&C, swimming school, canteen, swimming scheme, special days, excursions and many more.

This year we have seen many initiatives and programs come to fruition and the students are reaping the rewards. 'The Friendly Schools' social skills program has become an integral part of teaching and learning; Students have participated in a ten week hip hop dance program and performed at the Stewart House concert; SRC Representatives and School Captains attended the Impact Leadership Conference; and of course all students enjoyed the terrific lessons in 'Kids in The Kitchen'.

Miss Purkiss finished the last two terms of this year filling a role in another school so that allowed some movement in our staffing. Miss

McEwen did a tremendous job taking over the role of K/1 teacher and Mrs Curtis has had a great time teaching the 4/5/6 class as well as providing support for reading. Miss Jefferies completed her final internship before graduating university here at Crystal Creek and thankfully stayed on as an employed member of our team teaching Library and Art.

I would like to acknowledge our support staff Rebecca and Ian for cleaning and maintaining the school to such a high standard and being part of our team, teacher aides Vicki and Thembi for their outstanding work providing assistance to students and teachers and regularly going above and beyond their duty for the children, and Ann in the office for her kindness, patience and professionalism.

It's important that we take the time to consider how fortunate we are to have the teachers we do. Crystal Creek students benefit each day from the hard work, care and compassion of our teachers. Thank you Lynette Kane, Fallon Purkiss, Taneille McEwen, Kellie Jefferies and Shandell Curtis for the impact they have had on the learning and well-being of our students.

*"When you study great teachers... you will learn much more from their caring and hard work than from their style." — William Glasser*

## Brad Davis (Principal)



## **P & C and/or School Council message**

2013 has been another enjoyable year at Crystal Creek.

Thank you to all our wonderful teachers, along with the auxiliary staff that make it a safe environment for our children here at Crystal Creek.

We have had a number of fundraising activities this year which included:

- The Hot Cross Bun drive raised \$117
- Vehicle Restorers Club lunch raised \$268
- Father's Day/Special Persons raised \$110
- Fireworks raised \$3,969

The canteen through our parents and the SRC made a profit of \$202.19. Thank you Danielle Holland and her volunteers for all your hard work.

Major outlays for the year were:

- Outdoor classroom \$2,743.00 which included things like architects fees, engineer's expenses and the various council expenses.
- Flowers for Anzac Day \$154.00
- Year 6 shirts \$282.50
- Food Processor for the canteen \$132.00.

All of our fundraising would not be possible without the help of the mums and dads and carers of the students. Thank you for your assistance throughout the year. Without that assistance it is not possible to do these things, especially the fireworks night. Special thanks must go to our fireworks co-ordinator Jenny Pryor and her core group of helpers but you have all been involved in some way because of the size of this event.

Assistance and attendance at our meetings is the key for the P & C being able to continue. Just a gold coin can make you a part of the P & C and then you have a say in the P & C which helps with your child's education.

**Donna Weston**  
**Vice-President.**

## **Student representative's message**

This year the SRC consisted of the following students: Kaitlin, Chelsea, Braedon and Monty. All students have played a vital part in helping to organise fundraisers at Crystal Creek this year.

Funky Hair Friday- raised \$72.25 for the Leukaemia Foundation

The Children really showed their true colours and went wild and wacky with their hair on Friday 15<sup>th</sup> March. It was great to see students, parents and teachers getting into the spirit of the day. Students were asked to get creative with their curls in return for a gold coin donation towards the World's Greatest Shave! Prizes were awarded in the following categories: Biggest Hair- Elly, Craziest Hair- Dahnae, and Best Colouring- Monty.



Jump Rope for Heart- raised \$324.15 for the Heart Foundation

The Heart Foundation Jump Rope for Heart is about teaching children how to keep fit and healthy. Jump Rope for Heart was conducted at Crystal Creek throughout the last few weeks of Term 3. During this period the children are asked to collect donations in support of the Heart Foundation and participate in various fun skipping activities during daily fitness. The SRC held the 'Jump Off' event on the 11<sup>th</sup> of September to celebrate and demonstrate the skills learnt in skipping.

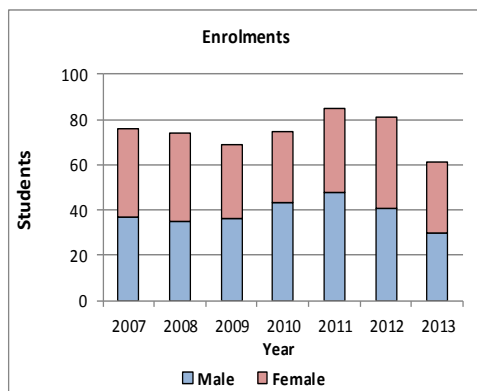


## Student information

It is a requirement that the reporting of information for all students be consistent with privacy and personal information policies.

### Student enrolment profile

Gender	2007	2008	2009	2010	2011	2012	2013
Male	37	35	36	43	48	41	30
Female	39	39	33	32	37	40	31



Roll class	Year	Total in class	Total per year
1/2/3	1	7	23
	2	9	23
	3	7	23
4/5/6	4	7	29
	5	8	29
	6	14	29
K/1	1	6	16
	K	10	16

## Student attendance profile

	Year	2008	2009	2010	2011	2012	2013
School	K		92.7	89.4	95.3	92.2	91.7
	1		92.1	92.9	94.1	88.7	93.8
	2		97.6	87.7	96.1	92.8	92.3
	3		95.8	87.5	91.9	90.8	92.5
	4		94.3	91.7	90.7	95.7	94.1
	5		96.5	85.9	93.4	89.3	88.6
	6		88.9	91.8	93.4	94.8	79.8
	<b>Total</b>	<b>92.2</b>	<b>94.4</b>	<b>89.2</b>	<b>93.4</b>	<b>91.9</b>	<b>89.6</b>
Region	K		92.5	93.4	93.3	93.4	93.4
	1		92.3	93.2	92.9	92.6	92.9
	2		92.4	93.3	93.0	93.0	93.3
	3		92.6	93.2	93.1	93.3	93.2
	4		92.6	93.3	93.0	92.9	93.1
	5		92.4	93.2	92.9	92.7	92.7
	6		92.2	92.9	92.6	92.7	92.4
	<b>Total</b>	<b>92.8</b>	<b>90.1</b>	<b>93.2</b>	<b>93.0</b>	<b>93.0</b>	<b>93.0</b>
State DEC	K		94.3	94.7	94.7	94.3	95.0
	1		93.7	94.2	94.2	93.9	94.5
	2		94.0	94.4	94.2	94.2	94.7
	3		94.1	94.5	94.4	94.4	94.8
	4		94.0	94.5	94.3	94.3	94.7
	5		94.0	94.4	94.2	94.2	94.5
	6		93.6	94.0	93.8	93.8	94.1
	<b>Total</b>	<b>94.1</b>	<b>92.1</b>	<b>94.4</b>	<b>94.3</b>	<b>94.2</b>	<b>94.7</b>

## Workforce information

It is a requirement that the reporting of information for all staff must be consistent with privacy and personal information policies.

### Workforce composition

Position	Number
Principal	1
Classroom Teacher(s)	2
Learning and Support Teacher(s)	0.5
Teacher Librarian	0.5
School Counsellor	1
School Administrative & Support Staff	2
<b>Total</b>	<b>7</b>

The Australian Education Regulation, 2013 requires schools to report on Aboriginal composition of their workforce. Aboriginal staff makes up 14% of the total workforce.

### Teacher qualifications

All teaching staff meet the professional requirements for teaching in NSW public schools.

Qualifications	% of staff
Degree or Diploma	100
Postgraduate	
NSW Institute of Teachers Accreditation	100



## Financial summary

This summary covers funds for operating costs and does not involve expenditure areas such as permanent salaries, building and major maintenance.

Date of financial summary	30/11/2013
<b>Income</b>	\$
Balance brought forward	35781.73
Global funds	80910.65
Tied funds	57286.96
School & community sources	16294.56
Interest	2057.60
Trust receipts	19434.10
Canteen	0.00
Total income	211765.60
<b>Expenditure</b>	
Teaching & learning	
Key learning areas	7405.68
Excursions	7115.62
Extracurricular dissections	5385.32
Library	392.93
Training & development	1248.07
Tied funds	59836.75
Casual relief teachers	15702.43
Administration & office	25676.05
School-operated canteen	0.00
Utilities	11203.70
Maintenance	5057.58
Trust accounts	19454.80
Capital programs	9671.03
Total expenditure	168149.96
<b>Balance carried forward</b>	43615.64

A full copy of the school's 2013 financial statement is tabled at the annual general meetings of the School Council and/or the parent body. Further details concerning the statement can be obtained by contacting the school.

## School performance 2013

### Academic achievements

#### NAPLAN

In the National Assessment Program, the results across the Years 3, 5, 7 and 9 literacy and numeracy assessments are reported on a scale from Band 1 to Band 10.

The achievement scale represents increasing levels of skills and understandings demonstrated in these assessments.

Year 3: from Band 1 (lowest) to Band 6 (highest for Year 3)

Year 5: from Band 3 (lowest) to Band 8 (highest for Year 5)

The *My School* website provides detailed information and data for national literacy and numeracy testing (NAPLAN).

Click on the link <http://www.myschool.edu.au> and enter the school name in the *Find a school* and select *GO* to access the school data.

#### NAPLAN Minimum Standards

Percentage of Year 3 students achieving at or above minimum standard (exempt students included)	
Reading	100.0
Writing	100.0
Spelling	83.3
Grammar & Punctuation	100.0
Numeracy	100.0

Percentage of Year 5 students achieving at or above minimum standard (exempt students included)	
Reading	100.0
Writing	85.7
Spelling	85.7
Grammar & Punctuation	85.7
Numeracy	85.7

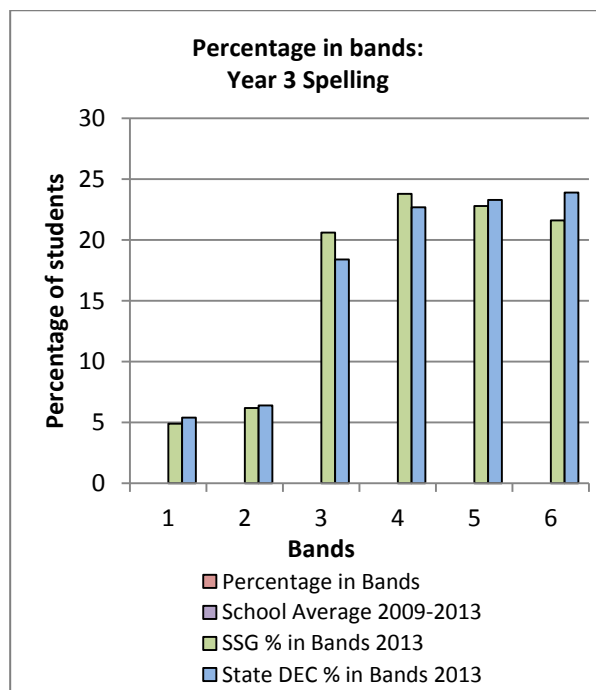
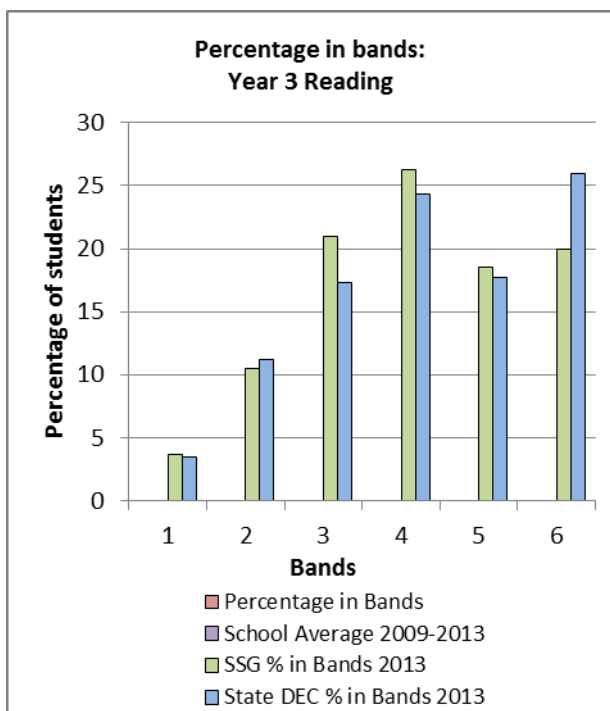
As an indication, the no. of students exempt for Year 3 Reading are:	0
As an indication, the no. of students exempt for Year 5 Reading are:	0

#### NAPLAN Year 3 - Literacy (including Reading,

**Notes:** The 'Percentage in Bands' column is not shown where overall results are for less than 10 students.

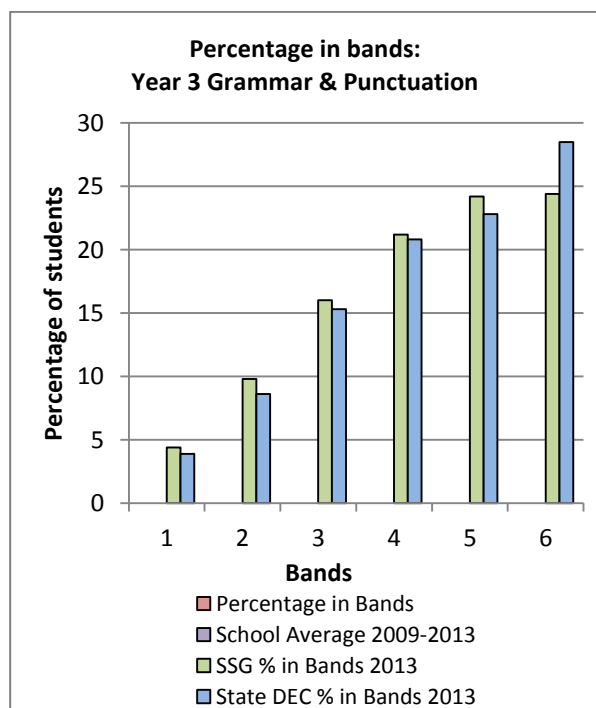
### Year 3 NAPLAN Reading

Year 5 STAR ELA Reading						
Average score, 2013	School		SSG		State DEC	
	400.3		407.3		418.7	
Skill Band Distribution						
Band	1	2	3	4	5	6
Number in Bands	0	1	1	2	0	1
Percentage in Bands	0.0	20.0	20.0	40.0	0.0	20.0
School Average 2009-2013	4.4	21.7	19.6	21.7	15.2	17.4
SSG % in Bands 2013	3.7	10.5	21.0	26.3	18.5	20.0
State DEC % in Bands 2013	3.5	11.2	17.3	24.3	17.7	26.0



### Year 3 NAPLAN Grammar and Punctuation

Year 2013 - 2014 Grammar and 7 - 12 students						
Average score, 2013	School		SSG		State DEC	
	423.0		421.3		430.3	
Skill Band Distribution						
Band	1	2	3	4	5	6
Number in Bands	0	1	1	1	2	1
Percentage in Bands	0.0	16.7	16.7	16.7	33.3	16.7
School Average 2009-2013	12.5	16.7	18.8	14.6	31.3	6.3
SSG % in Bands 2013	4.4	9.8	16.0	21.2	24.2	24.4
State DEC % in Bands 2013	3.9	8.6	15.3	20.8	22.8	28.5

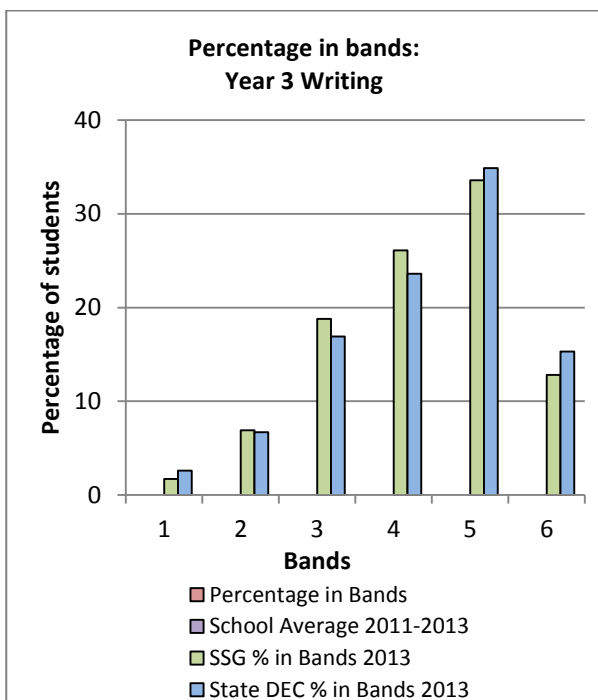


### Year 3 NAPLAN Spelling

Year 5 STAR Enrolment						
Average score, 2013	School		SSG		State DEC	
	373.9		414.3		418.1	
Skill Band Distribution						
Band	1	2	3	4	5	6
Number in Bands	1	0	2	2	0	1
Percentage in Bands	16.7	0.0	33.3	33.3	0.0	16.7
School Average 2009-2013	6.3	22.9	25.0	31.3	12.5	2.1
SSG % in Bands 2013	4.9	6.2	20.6	23.8	22.8	21.6
State DEC % in Bands 2013	5.4	6.4	18.4	22.7	23.3	23.9

### Year 3 NAPLAN Writing

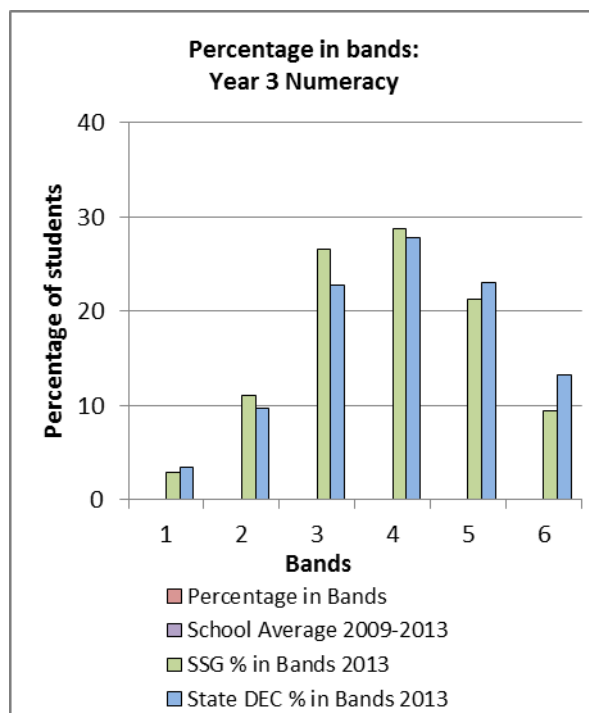
Year 5 STAR Exit Writing						
Average score, 2013	School		SSG		State DEC	
	381.8		413.9		416.0	
Skill Band Distribution						
Band	1	2	3	4	5	6
Number in Bands	0	1	2	2	0	1
Percentage in Bands	0.0	16.7	33.3	33.3	0.0	16.7
School Average 2011-2013	0.0	16.7	41.7	29.2	8.3	4.2
SSG % in Bands 2013	1.7	6.9	18.8	26.1	33.6	12.8
State DEC % in Bands 2013	2.6	6.7	16.9	23.6	34.9	15.3



### NAPLAN Year 3 - Numeracy

#### Year 3 NAPLAN Numeracy

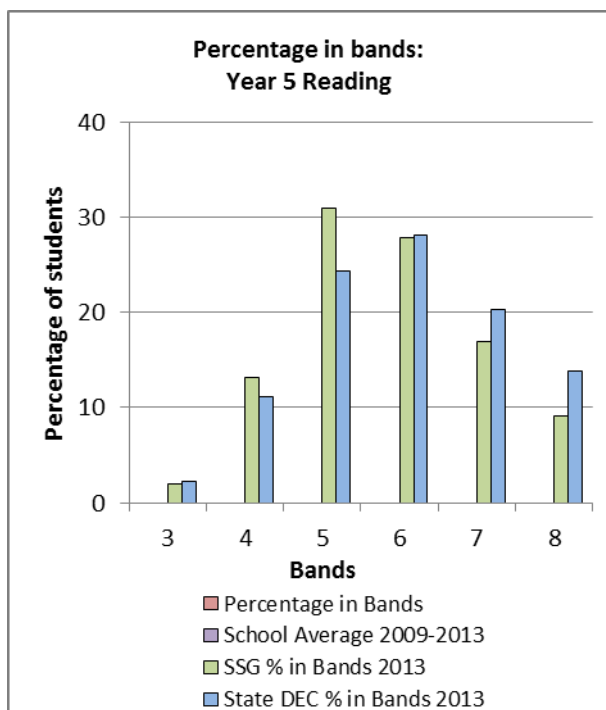
2013 Statewide Literacy						
	School		SSG		State DEC	
Average score, 2013	370.8		390.6		399.7	
Skill Band Distribution						
Band	1	2	3	4	5	6
Number in Bands	0	1	2	2	1	0
Percentage in Bands	0.0	16.7	33.3	33.3	16.7	0.0
School Average 2009-2013	10.6	19.2	25.5	23.4	17.0	4.3
SSG % in Bands 2013	2.9	11.1	26.6	28.8	21.2	9.4
State DEC % in Bands 2013	3.5	9.7	22.7	27.8	23.0	13.3



### NAPLAN Year 5 - Literacy (including Reading, Writing, Spelling and Grammar and Punctuation)

#### Year 5 NAPLAN Reading

	School		SSG		State DEC	
Average score, 2013	515.7		487.8		500.6	
Skill Band Distribution						
Band	3	4	5	6	7	8
Number in Bands	0	1	3	0	1	2
Percentage in Bands	0.0	14.3	42.9	0.0	14.3	28.6
School Average 2009-2013	7.3	18.2	25.5	23.6	14.6	10.9
SSG % in Bands 2013	1.9	13.2	31.0	27.9	16.9	9.1
State DEC % in Bands 2013	2.2	11.2	24.3	28.2	20.3	13.8

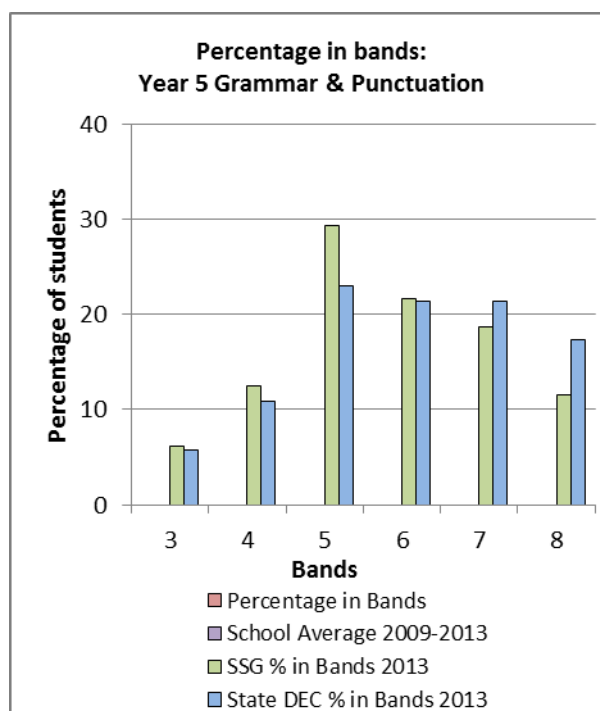


#### Year 5 NAPLAN Grammar and Punctuation

Average score, 2013	School	SSG	State DEC
	465.4	486.2	501.3

Skill Band Distribution						
Band	3	4	5	6	7	8
Number in Bands	1	0	2	4	0	0
Percentage in Bands	14.3	0.0	28.6	57.1	0.0	0.0
School Average 2009-2013	14.6	20.0	18.2	25.5	12.7	9.1
SSG % in Bands 2013	6.2	12.5	29.3	21.7	18.7	11.6
State DEC % in Bands 2013	5.8	10.9	23.0	21.4	21.4	17.4

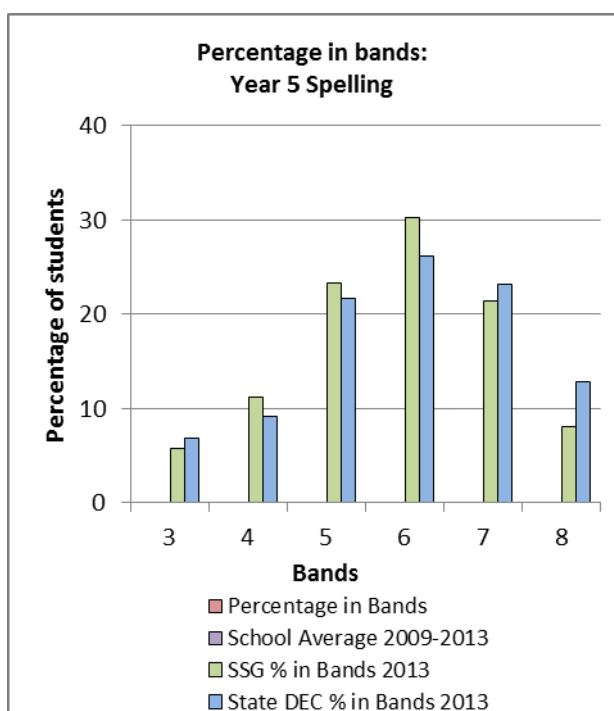


#### Year 5 NAPLAN Spelling

Average score, 2013	School	SSG	State DEC
	424.5	490.9	499.7

Skill Band Distribution						
Band	3	4	5	6	7	8
Number in Bands	1	2	1	3	0	0
Percentage in Bands	14.3	28.6	14.3	42.9	0.0	0.0
School Average 2009-2013	10.9	20.0	29.1	27.3	7.3	5.5
SSG % in Bands 2013	5.8	11.2	23.3	30.2	21.4	8.1
State DEC % in Bands 2013	6.9	9.2	21.7	26.2	23.1	12.9



#### Year 5 NAPLAN Writing

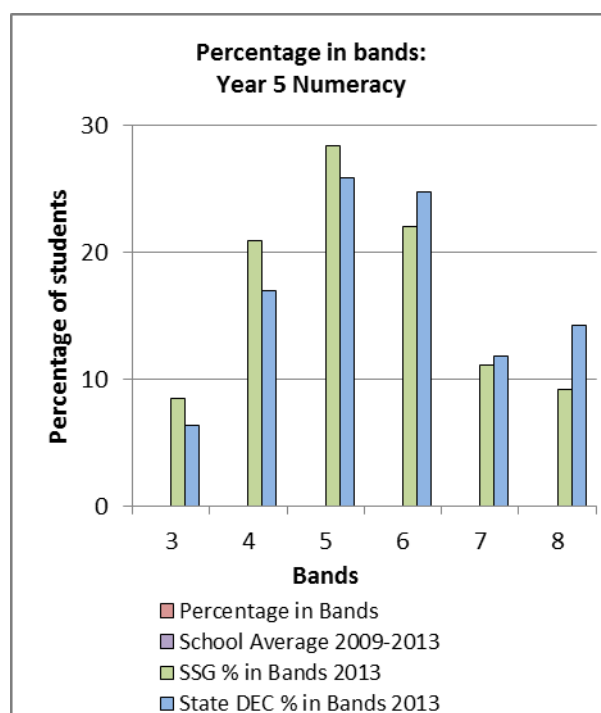
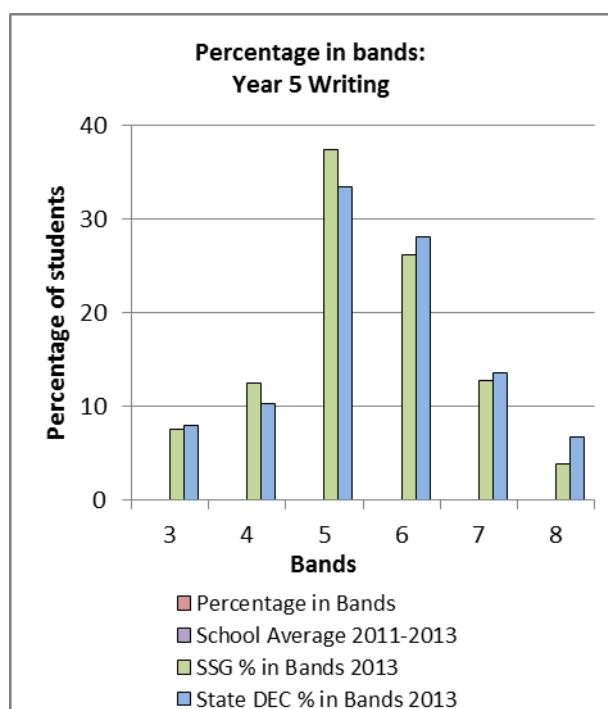
Average score, 2013	School	SSG	State DEC
	428.8	469.5	476.6

Skill Band Distribution						
Band	3	4	5	6	7	8
Number in Bands	1	3	0	2	1	0
Percentage in Bands	14.3	42.9	0.0	28.6	14.3	0.0
School Average 2011-2013	9.1	18.2	30.3	30.3	9.1	3.0
SSG % in Bands 2013	7.5	12.5	37.3	26.1	12.7	3.9
State DEC % in Bands 2013	8.0	10.3	33.4	28.0	13.6	6.7

**Note:** School averages for Writing are based on years 2011-2013 results.





**Notes:** The 'Percentage in Bands' column is not shown where overall results are for less than 10 students.

State band distributions do not include students who were exempted from the tests.

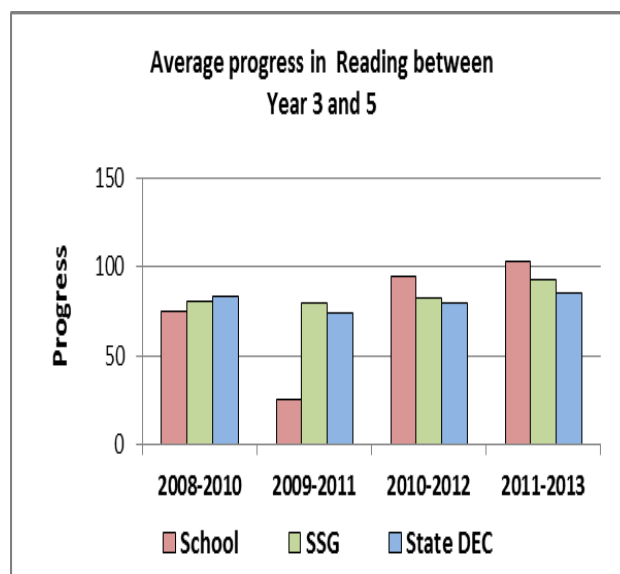
### Average Progress

## NAPLAN Year 5 - Numeracy

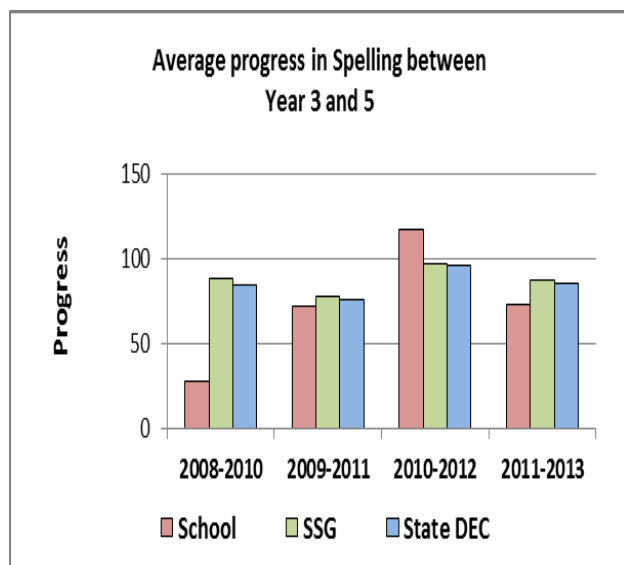
### Year 5 NAPLAN Numeracy

Year 5 NAEP Literacy Numeracy						
	School		SSG		State DEC	
Average score, 2013	462.6		471.8		490.1	
Skill Band Distribution						
Band	3	4	5	6	7	8
Number in Bands	1	2	1	1	1	1
Percentage in Bands	14.3	28.6	14.3	14.3	14.3	14.3
School Average 2009-2013	5.6	22.2	33.3	25.9	9.3	3.7
SSG % in Bands 2013	8.5	20.9	28.4	22.0	11.1	9.2
State DEC % in Bands 2013	6.3	17.0	25.9	24.8	11.8	14.2

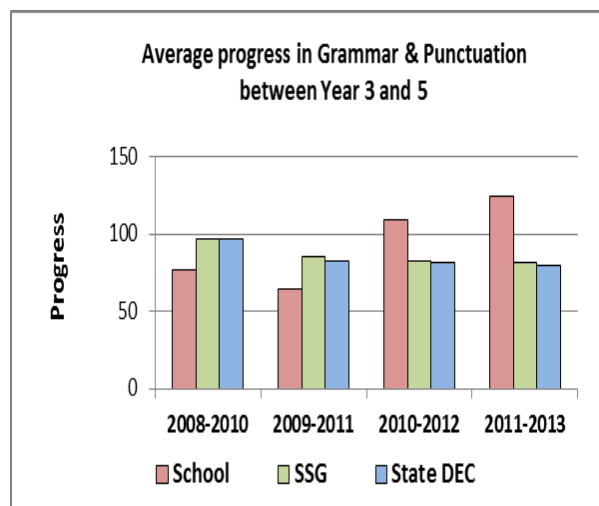
Average progress in Reading between Year 3 and 5*				
	2008-2010	2009-2011	2010-2012	2011-2013
School	75.4	25.4	94.5	103.0
SSG	80.5	79.4	82.6	92.3
State DEC	83.7	74.0	79.2	85.7



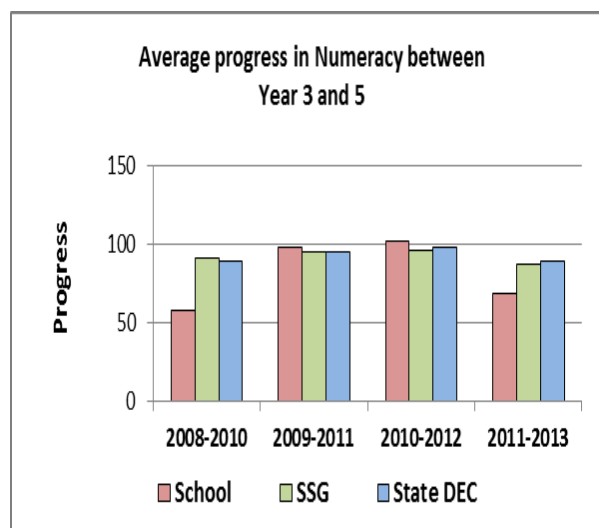
Average progress in Spelling between Year 3 and 5*				
	2008-2010	2009-2011	2010-2012	2011-2013
School	27.8	71.5	117.4	72.3
SSG	88.4	78.0	96.7	87.6
State DEC	84.5	75.4	95.4	84.9



Average progress in Grammar & Punctuation between Year 3 and 5*				
	2008-2010	2009-2011	2010-2012	2011-2013
School	76.4	64.7	108.8	124.2
SSG	96.3	85.1	82.4	81.9
State DEC	96.6	82.7	81.3	79.4



Average progress in Numeracy between Year 3 and 5*				
	2008-2010	2009-2011	2010-2012	2011-2013
School	58.2	98.7	102.6	68.6
SSG	91.3	95.2	96.2	87.9
State DEC	89.6	95.8	98.2	89.7



\* Average progress data is for matched students from within the school.

## Other achievements

[Enter text here.]

## Significant programs and initiatives

### Steward House Concert

Crystal Creek students were involved in an annual concert which involves small schools from the Tweed Valley area. The concert was held on the 21<sup>st</sup> August at Murwillumbah High school in Term 3. Crystal Creek had students participating right across all stages from Kindergarten to Year 6. Not only did all students sing a variety of songs combined with the other small schools, but our students also performed a Hip-hop routine which was learnt during daily fitness. Congratulations to all Crystal creek students for great effort in rehearsing and performing the dance with enthusiasm.



### Murwillumbah show

In Term 4 Crystal Creek had a collection of the students art work on display at the Murwillumbah Show. This year the theme was 'Winter Wonderland' and with thanks to Miss Jefferies and Mrs Lasker our display looked magnificent. The students have all worked extremely hard during art lessons throughout the year and have been given the experience in a wide range of art skills and techniques.

### Les Peterkin

Children from Crystal Creek did extremely well in the Les Peterkin Portrait Competition again this year. This year the theme was 'Expressive representations of a group' in a portrait.

Congratulations to Priya Dasi who created a piece on "Me and My Sister", Jaydon Nott "Me and Ryvan" and Kaitlin Roach "The Family", who all had their portraits displayed in folders at the Tweed River Art Gallery.

### Art Smart Workshop

In Term 3 Ella Fitzgerald and Kiana Otery-Wright were asked to attend a 'Art Smart Workshop' at Murwillumbah Primary School. Student quote: "Hi my name is Ella Fitzgerald and in term 3, I participated in an Art Smart visual workshop for 3 days. In that time I produced 2 major pieces (there were some smaller drawings as well). I created a large painting of a snail (the theme was bugs) and an outback farm scene. For the snail I used A3 paper. First I did a sketch then painted it. Second I used some special black gloss paint to do the main outline and also used a fine-tipped pen for smaller detail. I did the same for the farm scene, only it was A4, crayon rather than paint and I didn't use the gloss paint, Ella".

### Margaret Olley Art Gallery visit

Children in Years 3/4/5/6 were invited to visit the Murwillumbah Art Gallery to see the Margaret Olley display as part of the Young Art People 2013 Project at Tweed River Art Gallery. There were many different types of art such as; paintings, magazine covers, portraits and Margaret Olley's furniture from her house on display. While at the visit the students had to choose their four favourite art works to draw. Students quote: "It was quite hard because they were so unique in many different ways".

"We had a lot of fun at the art gallery".

### Dance/ Hip Hop

This year our school took part in a Hip-hop program that was specifically designed to let kids max out on fun and movements while developing fitness, core strength, flexibility and spatial awareness. All teachers watched the students energy and fitness levels soar as they got into the program during daily fitness once a week for ten weeks. The routine the students learnt

throughout the program was tweaked by the teachers and used as our performance at the Stewart House Concert.

### **Girls Group**

On the 24<sup>th</sup> October 2013 our 4/5/6 Girls Group had a camp out at school. The evening was filled with fun engaging activities. The girls not only had a wonderful time spending quality time with one another which helped assist with social groups, but also were very eager to learn how to cook dinner and breakfast. During the night Mrs Curtis ran a discussion on 'Girls Education' which helped make the girls aware of the changes that will occur on their path to becoming young woman. This program also involved team building, friendship support and leadership opportunities.

### **Environment Day**



On the 5<sup>th</sup> of June this year the students in 4/5/6 attended an Environment Day at Pottsville. Throughout the day the students participated in a variety of rotated activities, all strengthening the

student's understandings of sustainability within our environment. As part of attending the Enviroment Day program, Crystal Creek were asked to be involved in a Scarecrow making Competition. The Tweed Shire Council along with Farmer's Choice Organics Nursery in Murwillumbah organised for all of the local schools to be part of the competition. Costa From Gardening Australia was the Judge. With special thanks to Mrs Lasker and the students at Crystal Creek our scarecrow "SCRAPS" was the winning Scarecrow. For winning the competition we were lucky enough to have lessons with Greg from the organics Nursery, were supplied with the equipment needed for each lesson, a compost bin and an extra special visit from Costa himself at our school. The children had a wonderful time designing and making Scraps and then to be able to tell Costa all about it was a special treat.



### **Easter Hat Workshop**

The Easter Hat Parade was held on the 28<sup>th</sup> March. A great day was had by all students who participated in the Easter Hat Parade. This year instead of the students and parents making the



hats at home, Miss McEwan ran an Easter Hat Workshop. All parents and students were invited to bring along their creative talents and work with the teachers at school with all equipment supplied to make their own individual hats. It was great to see so many imaginative hat creations. Not only was there a parade to show the amount of work involved in making each hat, but there was also a display of egg-cellent egg dioramas in the library.

Student comments;

Jessica: class 4/5/6 *"It was an awesome experience being able to make your Easter hat at school and it was so fun showing everybody your hats that you made all by yourself."*

Riven: Class 1/2/3 *"I thought it was a great idea to do it at school and I had lots of fun. I think we should keep on making the hats at school!"*



### **Crystal Creek Reading Challenge**

This Year Crystal Creek held a reading challenge in Term 3. The Challenge aimed to encourage a

love of reading for leisure and pleasure in students. It was not a competition but a challenge for each student to read more and to read more widely. The Challenge ran from 12<sup>th</sup> August to 20<sup>th</sup> September 2013. Ongoing reading was encouraged. Each student was asked to keep a personal log, where the books read were listed and tallied. On September 20<sup>th</sup> the winners per class was announced. Congratulations to Joseph Fitzgerald, Sola Antonini, Ben Edwards and Ari Messina for winning awards for Most Books Read, Encouragement and Improved Reading. Throughout the challenge participation prizes were awarded to students who were not necessarily reading the most books, but who consistently strived to improve their own personal reading skills.



### **Camp Goodenough Excursion**

In September 4/5/6, Mr. Davis and Mrs. Curtis headed off to Camp Goodenough for the 4/5/6 annual school excursion. The camp was held over three days, with the activities conducted challenging the children, whilst inspiring and increasing their inner strength and confidence. Our first activity on day 1 saw all of the children working together to provide support, whilst being challenged to conquer the Giant Swing. With spirits high the children were eager for the experience. After being hoisted far into the air and with their adrenalin pumping the children pulled their safety rope and away they went, soaring through the air. The activity proved to be one of the camp favourites. Day 2 arrived and the children were eager to face the days' challenges head on. First up we headed off to the archery



range where, with a bit of patience and guidance the children all learnt to use their bows and pretty soon arrows were flying and targets were being hit. Once completing our archery activity we headed off up into the trees for the High Ropes Course. On arrival we were met by our instructor and donned our harnesses and safety helmets and eagerly awaited the test ahead.



Fears and tears were soon overcome and the children began moving between the trees like Spiderman, weaving, crawling and negotiating the challenges in their path. After successfully completing the High Ropes activity, self-confidence was running high with the children excited and eagerly awaiting their next activity. After eating a scrumptious lunch we continued on to the Giant's Playground. Once again with our safety gear on we faced one of the biggest challenges of the camp. As the Giant's Playground loomed up in front of us we knew that this challenge was going to be tough one, but in true Crystal Creek spirit everyone pitched in and soon children were scaling, climbing over obstacles, pulling themselves up and displaying great endurance as they reached the pinnacle of the structure and rang the bell. After an exhausting day we wearily headed back to camp for dinner and evening activities. On the morning of Day 3 we headed off to breakfast and then packed our things up. Afterwards we headed off for our last camp activity, the Crate Stack. Fun was had by all as the students put two milk crates side by side and then commenced to form a tower high into the air as they were being supported and suspended by their fellow students. Congratulations go out to the students as they made the camp a memorable experience.



### Griffith University Visit

During Term 2, Year 6 attended Griffith University for "Launch into Life". The event offered our Year 6 students the opportunity to explore some of the careers that are on offer at university. In the morning we were met by a student from the university who was to be our guide for the day. During the day the children were given the opportunity to take part in a range of exciting and hands-on activities. Firstly our guide led us into the lecture theatre where we were met by the university teachers. After the orientation we were guided to the Science faculty where we interacted with real, life like baby and adult mannequins, used stethoscopes and learnt about germs. We then went into the Arts faculty and participated in some drama activities. Afterwards we headed back to the lecture theater to be inspired by the scientist, who was using all sorts of gases to fill balloons. Some of us were then invited to put on safety equipment and hold the balloons whilst the scientist used a butane gas flame to pop the balloons. Throughout this experiment the scientist spoke about the effects the gases had when they came into contact with heat. It was amazing and there were some very large explosions! To end our encounter at the university we went into the gymnasium where

we played a game of “Touch Tag” with the Sports Science majors. Lastly we went back to the lecture theatre where our day began and were issued with little hand held devices which we then used to evaluate the day. Mrs. Curtis along with several Year 6 parents accompanied the students on the day and they were delighted to see the children interacting and getting the knowledge instilled that university is open to everyone and that if they wished to further their education it was an option for them in the future



### Talent Quest



The annual Crystal Creek Talent Quest continued this year. The Talent Quest held in Term 4 provides the opportunity for all students at Crystal Creek to showcase their talents. The fabulous performances presented were put together, rehearsed and performed entirely by the students. We had a large range of musical and drama acts on offer this year and the audience was entertained from start to finish. Congratulations to all those who performed!

### Kids in the Kitchen

This year we ran a 4 week program in terms 3 & 4. Students were asked to donate \$10 each; this funded the costs of running the program. If it wasn't for the parents volunteering their own time to programs like this our children wouldn't get to experience these lessons.

Thank you to Sally Longstaff, Monique Marr and Renae Wright for your continued support in providing lifelong skills in food handling and preparation skills to the children. They were challenged to new tastes and had a lot of fun at the same time.







With 27 hectares to cover the teachers, parents and students had a very busy day. After the show we boarded the train, exploring the Sanctuary as we rode. We were just in time to see the crocodile feeding, unfortunately the croc was a little bit shy, and didn't feel that hungry. Passing through the Kangaroo Paddock, where the students were able to hand feed the kangaroos, even getting glimpses of baby Joey's in their mothers pouches. After lunch we moved onto the Bird show. Flying above us were all different types of birds, including a Wedged-Tailed Eagle. Students were ecstatic that they were able to hold a baby crocodile, whilst getting their picture taken. We also saw: Echidnas, Tasmanian Devils, Dingoes, Koalas, Wombats, Cassowaries, Tree Kangaroos, Pelicans and Lorikeets. A huge thankyou to all the parents that were involved with this excursion.

### **Currumbin Excursion**

Students in Kindergarten, Year 1, Year 2 and Year 3 visited Currumbin Wildlife Sanctuary in June. The students were very excited at the prospect of getting up close and personal with the animals. Our first stop was the Education Centre where the students, teachers and parents were able to pat and chat about a variety of animals including: an Owl, Blue Tongue Lizard, Ring Tail Possum and Python.



## Public Speaking

Students from K-6 competed in the Crystal Creek Public Speaking Competition. Kindergarten, Year 1 & 2 students had a choice of any topic. Years 3 – 6 choose from a range of topics about 'Australiana'. All students presented a speech in class. Keeping to a time limit, students were assessed by their teacher using an adjudication proforma that was used by all teachers to ensure consistent judgement was made over all stages. Two students from each stage were chosen to go onto the finals and compete against their peers. In front of the school community, including teachers, parents, grandparents and invited guests, students delivered their speech.



The overall champions represented Crystal Creek Public School at the Far North Coast Public Speaking Awards held at Banora Point Public School were: Arie (Stage 1), Ellie (Stage 2) and Ayu (Stage 3). All students did a fantastic job with their speeches, with Ayu receiving 2<sup>nd</sup> place. Exceptional effort by all students!!!

The stage winners were: Jimmy, Seth, Arie & Zac (Stage 1), Ellie, Ryven, Tom & Joe (Stage 2), Jordan, Ryan and Ayu (Stage 3).





## Sport

### Athletics Carnival

In Term 3 Crystal Creek Public School competed in Athletics against all Small Schools in the Murwillumbah Area. Once again our students displayed fantastic sportsmanship and represented our school with honour and encouragement for all. Records were broken, personal bests were achieved in both track and field. Our school won the Small Schools Junior Award. Well done Ryven 3<sup>rd</sup> overall for the junior competitors. The Junior Boys relay team came 1<sup>st</sup> (Ben, Lachlan, Ryven & Joe). Junior Girls relay team also achieving 1<sup>st</sup> (Hayley, Priya, and Jordon & Ellie).

Congratulations to the following students who qualified for the District Athletics Carnival: Jordon (Jnr Relay, 100m, Shot Put), Priya (800m), Ryven (100m, Jnr Relay, 200m, Long Jump), Sola (100m), Joe (200m, High Jump, 800m, Shot Put, Jnr Relay), Dominic (800m), Lachlan (Jnr Relay) and Jayden (100m).

Far North Coast Athletic qualifiers: Lachlan (Jnr Relay), Ryven (Jnr Relay, 200m, Long Jump) and Joe (Jnr Relay, High Jump)

Murwillumbah Show Relay Race: Congratulations to the Junior Mixed Relay Team (Ryven, Jye, Priya & Jordon) taking out 2<sup>nd</sup> place and the Senior Mixed Relay Team (Ayu, Chelsea, Joe & Lachlan) taking 3<sup>rd</sup> at this year's Murwillumbah Shows Relay event.



### Ball Games

Ball games this year was held at Les Cave Oval in Murwillumbah. Crystal Creek PS entered teams in all events, including: Bob Ball, Over and Unders, Tunnel Ball, Captain Ball and Tug-a-war.



### Cross Country

This year Crystal Creek Public School participated in the Small Schools Cross Country at Stokers Siding PS. Students ran through fields of long grass, mud patches, rain and swamps. All students displayed great enthusiasm and supported their peers. The following students successfully made it through to District Cross Country: Priya, Dahnae, Sola, Ryan S, Ryven, Zac, Shiloh, Joe F, Jordan, Hayley, Braedon, Monty, Lachlan and Dominic. Congratulation to Priya for her extraordinary cross country skills, going on to compete at the Far North Coast Cross Country.





### Learn to Swim Scheme

Daily intensive swimming lessons for the whole school were held in week 6, Term 4. This program is designed to give children the confidence and skills they need to stay safe in the water over the summer holidays. All students received 2 hours of swimming lessons daily including water safety talk and 1 hour on the slide on Friday. Students were grouped according to ability, ranging from non-swimmers to experienced (50metres). The groups were: Marlins, Dolphins, Seahorses and Goldfish.



## Swimming

Our Annual Swimming carnival was held in Term one at Murwillumbah Swimming Pool.

Congratulations to the following students who continued on to the Small Schools Carnival: Ryan S, Priya, Monty, Jordon, Joe, Shiloh and Ryven.

The following students qualified for the District Swimming Carnival: Shiloh & Ryan S. Ryan also successfully competed at the Far North Coast Swimming Carnival and the North Coast Swimming Carnival. Congratulations Ryan!!!



## Soccer

Crystal Creek Public School entered the North Coast PSSA Soccer Competition. Round 1, we played against Dungay at Burringbur PS. It was a hard fought match on a hot, dry day. All students showed great sportsmanship, with Dominic, Monty and Joe showcasing fantastic soccer skills. Kaitlin played exceptionally well as goalie. The final score was 6 – 3 in favor of Dungay Public School. Goal Scorers: Joe (1), Lachlan (1) & Dominic (1). The following students were members of the team: Dominic, Monty, Sola, Braedon, Mae, Chelsea, Kaitlin, Ryan S, Jordan, Hayley, Joe, Lachlan, Tom and Priya.



## Touch Football

New South Wales Touch Association held a touch football gala day at Willward Park, Murwillumbah. Crystal Creek PS entered three teams, senior girls, senior boys and junior boys. The day consisted of up to five games per team, playing schools from the Murwillumbah district.

Girls Senior Team: Ayu, Chelsea, Jessica, Kaitlin, Priya, Hayley & Jordon.

*Top try scorers: Ayu (1), Kaitlin (2) and Chelsea (2).*

Boys Senior Team: Monty, Dominic, Ryan S, Connor Mc, Sola, Joel, Lachlan & Tom.

*Top try scorers: Monty (2), Dominic (1) & Lachlan (1).*

Junior Boys Team: Ryven, Max C, Max Mc, Joe, Flynn, Ryan M, Ben & Robbie.

*Top try scorers: Ryven (7), Joe (7) & Ryan M (4).*

Junior Boys were undefeated on the day. Thank you to Mrs Marr, Mrs Edwards and Mrs McCullough for your assistance in transporting the students and your support on the day. A special mention to Mr Brehaut for his expertise and coaching the Junior Boys team, Thank You.





## Careers Market Day

On Wednesday 28 August, Crystal Creek Public School hosted a Careers Market Day for Stage 3 students from the Wollumbin and Murwillumbah areas. The Careers Market Day was part of the ASPIRE Career Education Program and complimented an innovative unit of work and an insightful university visit. The aim of the ASPIRE Program is to lift aspirations and show students the links between school and the world of work. It also links to transition, as both Murwillumbah High and Wollumbin High participated in the event. The first section of the Careers Market Day consisted of presentations from guest speakers including DEC personnel, Career Advisors, TAFE, University representatives, the Tweed Shire Council Mayor and members of the Titans Football Team. The second part of the Careers Market Day was *Try-A-Trade*. This session enabled students to participate in engaging and interactive activities, as well as, see first-hand what it would be like to do a particular job, role or occupation. There were over thirty different stalls at *Try-A-Trade* and students were exposed to various career fields including aviation, medical, emergency services, defence and trades. Crystal Creek Public School was also a pilot school, as it implemented the ASPIRE Program from K-6. Our school will also host the Careers Market Day in 2014 for the surrounding schools



## Aboriginal education

This year the theme for NAIDOC was: "We Value the Vision": Yirrkala Bark Petitions 1963. Welcome to country is a tradition used in all schools across NSW. It is an opportunity to recognise and pay respect to Aboriginal people's

culture and heritage. Our school captains presented the welcome to country at morning assembly. All students were involved in the design and making of our new Totem poles, which is displayed at the front entrance of our school. Each Totem pole tells a story, just as the Aboriginal people use to, and still do.



# School planning and evaluation

## School evaluation processes

NSW public schools conduct evaluations to support the effective implementation of the school plan. The processes used include:

- Parent, student and staff surveys
- Review meetings
- Collection of quantitative and qualitative data related to school plan

## School planning 2012—2014: progress in 2013

The 2012 – 2014 School Development Plan is based on results of parent surveys, consultations with the P and C, analysis of student performance data and evaluation and staff consultations.

### School priority 1

Improved student outcomes in reading and writing with students achieving above the expected growth of the state and region

### Targets from 2012–2014

- 1.1 Improved reading levels from 63% reading at or above their chronological age to 85%
- 1.2 Increase percentage of Kindergarten students reading level 10 benchmark
- 1.3 Increase percentage of Year 1 students reading level 20 benchmark
- 1.4 Increase percentage of years 3, 5 and 7 students in the top bands in NAPLAN Reading
- 1.5 Increase percentage of years 3, 5 and 7 students in the top bands in NAPLAN Writing

### Evidence of progress towards outcomes in 2013:

- Evidence that STL is timetabled into all teaching and learning programs
- School based assessment indicates that students show continued growth in reading comprehension
- Bench marking test indicating that students across K to 3 are achieving at or beyond regional reading benchmark levels

- Evidence of individualized learning plans for students achieving below expected benchmark levels
- School based assessment indicates that students show continued growth in spelling
- Best Start assessment results entered/updated on a regular basis

### Strategies to achieve these outcomes in 2014

- Stock-take current reading resources and readers.
- Organise reading resource room and purchase new readers.
- Implement whole school streamed daily literacy from 9am to 11am without interruptions.
- Ongoing professional development
- Restructure whole school STLA focus and Parent Tutor Program
- ILP and relevant support for all children performing at or below national benchmarks.
- Home reader logs K-6 with corresponding assembly awards for achievements
- Use Best Start to assess and track students' progress K-2 and to inform teaching
- Parent information sessions on how to teach reading/home reading help
- Integrate technology into Literacy programs by establishing computer stations in each classroom and purchasing Literacy programs
- Use whole school assessment and tracking data to drive classroom programs, student support programs and staff professional discussions
- Continue lesson observations and the explicit monitoring of teaching and learning programs

## School priority 2

Improved student learning outcomes for Mathematics with students achieving above the expected growth of the state and region

### Targets from 2012–2014

2.1 Increase percentage of years 3, 5 and 7 students in the top bands in NAPLAN Numeracy

#### Evidence of progress towards outcomes in 2013:

- Improvement in student, parent and teacher's attitudes towards mathematics
- School NAPLAN Numeracy above national average and showing significant growth.
- Evidence of Stage 2 class and whole school maths timetable
- School based assessment indicates that students show continued learning and growth in Numeracy
- Evidence that Technology is being used in teaching Mathematics
- Evidence of whole school assessment and tracking system

#### Strategies to achieve these outcomes in 2014:

- K - 6 "Maths Plus" text book program
- Organisation and updating of math resources.
- Ongoing Professional development in Numeracy
- Stock-take and organise current Maths resources.
- Use STL allocation to create an additional maths class for Stage 2
- Streamed maths classes
- Fixed, uninterrupted whole school Maths timetable (1 hour each day)
- Integrate technology into Mathematics programs by establishing computer stations in each classroom and purchasing Mathematics programs
- Parent information sessions focusing on Numeracy and homework

→ Establish whole school assessment and tracking system for Numeracy – SENA, Best Start

→ 100's chart and other Math resources painted on concrete areas in the playground



## School priority 3

Develop respectful partnerships with ATSI families and communities which create a culture of high expectations and inclusion for ATSI students.

### Targets from 2012–2014

3.1 Indigenous students performing at or above National average for Literacy and Numeracy

3.2 Indigenous students are confident and successful learners

3.3 All students and wider school community having a deep understanding and respect for Indigenous people, cultures, histories and languages



3.4 Strong culture of inclusion for all families and community members with a focus on ATSI families and community members

3.5 Culture of high expectations for ATSI students

**Evidence of progress towards outcomes in 2013:**

- Acknowledgement and celebration of Aboriginal days of significance
- Evidence of Aboriginal perspective in teaching and learning programs
- PLP's used by all teachers of ATSI students
- Indigenous Artworks and landscape designs highly visible in main school entrance



**Strategies to achieve these outcomes in 2014:**

- Develop Personalised Learning Plans (PLP's) for all Indigenous students
- Incorporate Aboriginal perspectives as an integral part of learning programs
- Provide culturally inclusive resources and staff training
- Staff professional development on teaching Aboriginal students and cultural perspectives.
- Continue Acknowledgement of Country at all assemblies, meetings and functions
- Term 3 whole school weekly Aboriginal Education program
- Artwork and murals around school: eg. Pukapana polls, snake and handprints.
- Aboriginal display area in library, including a reading corner, relevant books and a humpy

- Invite aboriginal speakers to address the students
- Incorporate indigenous units into all KLA's
- Parent information sessions
- Investigate possibility of Wollumbin HS Aboriginal students mentoring program
- Music lessons including dig and clap stick
- Establish 'Bush Tucker Garden' as the next phase of the outdoor classroom and 'Sustainable Living Garden' initiative
- Purchase Aboriginal perspective big books and home readers

**Professional learning**

The school spent a total of \$11,062 on professional learning. Areas covered are as follows:

- First aide training
- Syllabus PLUS K-6 Maths
- Best Start Targeted Early Numeracy
- 7 Habits of Highly Effective Leaders
- Austswim and Water Safety Teacher Training
- Developing Public Speaking Strategies
- Anti-Racism Contact Officer Training
- North Coast Principal's Conference
- Combined small schools staff development days
- Child protection
- Women in Educational Leadership Conference
- Behaviour Management
- Disability Standards Training



## Parent/caregiver, student, and teacher satisfaction

In 2013, the school sought the opinions of parents, students and teachers about the school.

Their responses are presented below.

### *Parent feedback:*

- ✓ Friendly and trusting school culture
- ✓ Kids in the Kitchen program a success
- ✓ Teachers are very approachable
- ✓ Good High School transition programs
- ✓ Would like to see more sport and music in the curriculum
- ✓ Supportive of working closely with other schools in our learning community

### *Student feedback:*

- ✓ Great teachers
- ✓ Excellent sporting facilities and equipment
- ✓ Enjoy all Key Learning Areas
- ✓ Good School Captains and SRC
- ✓ Confident in going to High School
- ✓ Enjoy and appreciate the vegetable garden and chickens
- ✓ Good classrooms
- ✓ Family atmosphere and positive relationships with peers
- ✓ Healthy canteen
- ✓ Enjoy school camps, excursions and special days
- ✓ Enjoy assemblies
- ✓ Like the buddy system with new kindergarten students
- ✓ Would like more sport and PE
- ✓ Would like more computer upgrades or iPads
- ✓ Would like more books in the library
- ✓ Need a new girls toilet
- ✓ Mix more with neighboring schools



## Program evaluations

In 2012 our school carried out evaluations of whole school reading and math programs

### **Background**

Student success in literacy and numeracy is of the upmost importance and as a school we continually strive to provide our students with the most effective and powerful practices available to us.

### **Findings and conclusions**

Our reading and math resources are out dated and need new purchases.

Teachers expressed a desire for professional development in teaching reading and math strategies.

### **Future directions**

- Develop a whole school literacy and numeracy timetable.
- Ensure that all literacy lessons occur from 9am to 11am each day and maths between 11:30am and 12:30pm. Minimize disruptions at this time.
- Purchase Maths Plus K - 6 text books in line with new curriculum for all students
- Provide staff with appropriate professional development.
- Increase Literacy Numeracy budget and spending.
- Stock take reading and math resources and purchase required resources.

## About this report

In preparing this report, the self-evaluation committee has gathered information from evaluations conducted during the year and analysed other information about the school's practices and student learning outcomes. The self-evaluation committee and school planning committee have determined targets for the school's future development.

Brad Davis	Principal
Lynette Kane	Teacher
Fallon Purkiss	Teacher
Taneille McEwen	Teacher
Donna Weston	P & C Vice President

### School contact information

Crystal Creek Public School

RMB 321 Numinbah Road

Crystal Creek NSW 2484

Ph: (02) 6679 1223

Fax: (02) 6679 1539

School Code: 1690

Website: [www.crystalcrk-p.schools.nsw.edu.au](http://www.crystalcrk-p.schools.nsw.edu.au)

Parents can find more information about Annual School Reports, how to interpret information in the report and have the opportunity to provide feedback about the report at:

[http:// www.schools.nsw.edu.au/asr](http://www.schools.nsw.edu.au/asr)